

Satisfy Professional's Needs

Makita[®]

7-1/4" Circular Saw
HS7600

Smooth and powerful cutting



ita

1,200W

Continuous rating input



7-1/4" Circular Saw HS7600

Soft grip provides more comfort

One-finger trigger switch

1

2

Aluminum plate base

Aluminum diecast safety cover

3



1 Rear dust exhaust port


exhausts sawdust backward only, preventing it from scattering around to provide comfortable operation.



Optional dust nozzle
Part No. 196843-7


2 Single action lever

for quick adjustment of cutting depth and bevel angle



3 Flat Motor Housing Design

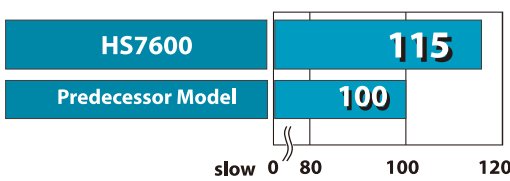
Increases stability when changing blades.



Comparison of Efficiency (Cutting speed)

Note: Numbers in the chart below is relative values when the capacities of Predecessor Model is indexed at 100.

Test material: Melapi (60 mm thick x 300 mm long)
Bevel angle: 0 degree



7-1/4" Circular Saw HS7600 7-1/4" (185 mm) 303

Double Insulation	Blade Diameter 7-1/4" (185 mm)
Dust Collecting	Arbor 5/8" (15.88 mm)
	Maximum Cutting Capacities at 0 degrees: 2-1/2" (64 mm) at 45 degrees: 1-5/8" (42 mm)
	No Load Speed 5,200 RPM
	AMPS (120V) 10.5 A
	Overall Length 12-1/8" (309 mm)
	Net Weight 8.6 lbs (3.9 kg)
	Standard Equipment: 1 Ea. 7-1/4" Blade 16T, Hex Wrench (783217-7)

When QUALITY & SERVICE COUNTS – Choose Makita
makita.ca