

**BL
MOTOR**

Ergonomically designed handle with soft grip

Compatible with the following Makita 18V Li-ion batteries



Tool hanger

Rear dust exhaust port




Optional dust nozzle
Part No. 196961-1

Blower function

blows sawdust off the cut line ahead for a better cutting view.

Bevel cuts up to 50 degrees



Twin LED Job light



- brightly illuminates the blade and cut line for easy cutting of workpiece in the dark place.
- with preglow function

Large lock-off lever



easy-to-operate even with gloved hand

Charger

DC18RC



Four Port Multi Charger DC18SF

Charging time (3.0Ah)
1 to 2 batteries : 60minutes
3 to 4 batteries : 120minutes



Two Port Multi Fast Charger DC18RD



Charging time (3.0Ah)
22minutes

DC18SD

Charging time (3.0Ah)
60minutes



DC18SE (Automotive)

Charging time (3.0Ah)
60minutes



Cordless Circular Saw DHS680Z 165mm (6-1/2")

Brake	Battery	18V Li-Ion
Dust Collecting	Blade Diameter	6-1/2" (165 mm)
Built-in Job Light	Arbor	5/8" (15.88 mm)
Carrying Case	Max. Cutting Depth	0°: 2-1/4" (57 mm)
Soft Start		45°: 1-5/8" (41 mm)
		50°: 1-7/16" (37 mm)
	No Load Speed	5,000 RPM
	Overall Length	13-3/4" (350 mm)
	Net Weight	6.0 lbs (2.7 kg)

Standard Equipment : Tool Only. Batteries and Charger Sold Separately.
6-1/2" C.T. Saw Blade 24T (A-85092), Hex Wrench 5 (783203-8)

Makita

**Cordless Circular Saw
DHS680Z 165mm (6-1/2")**

**18V
LITHIUM-ION**



**High-efficiency Brushless motor
provides higher power and
more work amount.**



**BL
MOTOR**

When QUALITY & SERVICE COUNTS – Choose Makita

makita.ca

High Power Cutting



Automatic speed control

automatically changes the cutting speed according to load condition for an optimum operation:

- On light duty: high-speed rotation mode
- On heavy duty: high torque mode
- 1 solid green LED: high torque mode



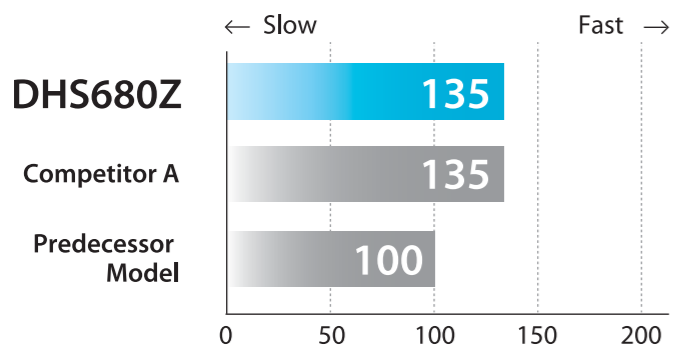
Comparison of Efficiency

Test conditions :

Test material: SPF of 2 x 10 (38mm x 235mm)

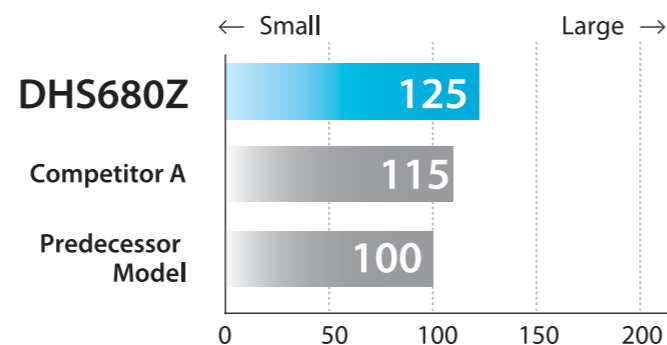
Bevel angle: 0°

Cutting Speed



Work amount

(on a single full battery charge)



Note:


1. The test results depend to a great extent on the hardness of materials, etc.

2. The numbers in the charts are relative values when the capacities of the predecessor model are indexed at 100.


Compact and lightweight design

achieved by:

- Downsized motor and better placement of parts
- Using durable but light magnesium die-cast for Base, Blade case and Safety cover.



Optional dust nozzle



Optional dust nozzle (Part No. 196961-1)

can be attached for use with a vacuum cleaner. (For European countries, this dust nozzle is supplied as a standard equipment.)

LED indicator panel for 3 indications

(1) Battery fuel gauge (active after the switch trigger has been released)

The power remaining in the battery can be indicated in 3 stages:

- 3 solid red LEDs : more than 50% of full battery capacity
- 2 solid red LEDs : 20% to 50% of full battery capacity
- 1 solid red LED : less than 20% of full battery capacity



(2) Indication of Automatic speed control (active during operation)

- All LEDs off: high-speed rotation mode
- 1 solid green LED: high torque mode



(3) Indication of Overload All LEDs start linking when Overload protection has been activated to stop the motor.



Tool hanger



Guide rail (Option)

Overall length	Part No.
1.4m	194368-5
1.9m	194925-9
3m	194367-7



Guide rail adapter (Option)
Part No. 196953-0