



6-1/2" Sub-Compact Cordless Circular Saw DHS660ZB



Compact and Lightweight



Predecessor Model DHS660

13-3/4" 10-5/8"

3-1/8"
Shorter

Compact with Only 270 mm (10-5/8") Length for Better Maneuverability

Net weight

6.4lbs

with BL1815N



Dust nozzle

is attachable for connecting to vacuum cleaner.



Rear dust exhaust port




Work amount

Test material:
SPF of 2 x 10 (38mm x 235mm)
Bevel angle: 0°
Battery: BL1850B
(on a single full battery charge)

200 cuts

Twin LED Job light



Blower function




Flat motor housing design

Increases stability when changing blades.



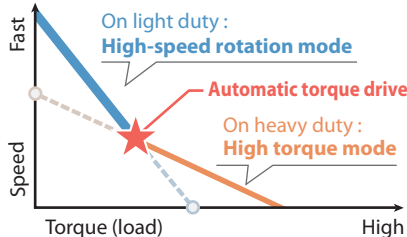
Bevel cuts up to 50 degrees



ADT Automatic torque Drive Technology

automatically changes the cutting speed according to load conditions for an optimum operation:

- On light duty: high-speed rotation mode
- On heavy duty: high torque mode



Accessories

Specialized EFFICUT blade



Size (mm)	Part No.
165 x 1.4 x 20 x 25T	B-62979
165 x 1.45 x 20 x 56T	B-57364

Guide rail adapter set

Part No.
199232-5



Tool hanger

Part No.
199231-7



6-1/2" Sub-Compact Cordless Circular Saw

DHS660ZB

Brake	Battery Capacities	18V Li-Ion
Soft Start	Blade Diameter	6-1/2" (165 mm)
Dust Collection	Arbor	5/8" (15.88 mm)
Built-in Job Light	Max. Cutting Depth:	0°: 2-1/4" (57 mm)
		45°: 1-5/8" (41 mm)
		50°: 1-7/16" (37 mm)
	No Load Speed	5,000 RPM
	Overall Length	10-5/8" (270 mm)

Standard Equipment: Tool Only. Battery and Charger Sold Separately.
6-1/2" C.T. Blade 24T (A-85092), Guide Rule (164095-8), Dust Nozzle Set (199230-9)

When **QUALITY & SERVICE COUNTS** – Choose Makita
makita.ca